



...clearly the best.

PK124K Battery Backup Kit

PK124 Battery Charger
SS106 Transformer
2 BA001 Batteries
IH151N Junction Box

Specification Sheets Submittal Package

as of 1/22/04

Website:
www.tektone.net

Email:
tektone@tektone.net

For Technical Assistance:
1-800-332-6608

Technical Assistance Email:
teksupt@tektone.net

277 Industrial Park Road
Franklin, NC 28734
(828) 524-9967
(800) 327-8466
Fax (828) 524-9968

4190 Fairview St., Unit B-8
Burlington, ON L7L 4Y8
Canada
(905) 333-0051
Fax (905) 333-0599

Copyright © 2001–2003 TekTone® Sound & Signal Mfg., Inc., All rights reserved.

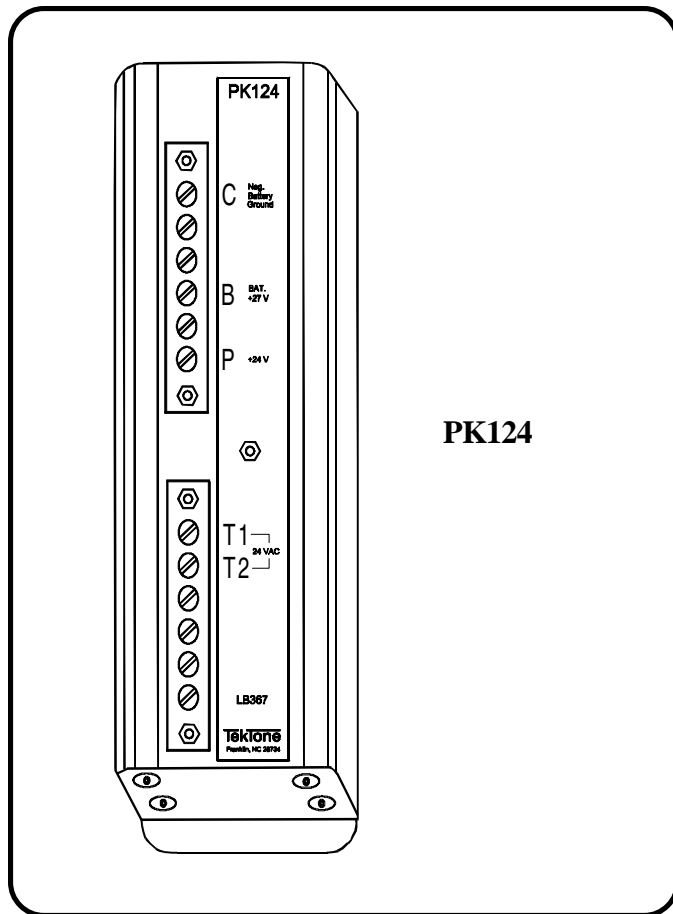
No part of these publications may be copied without the express written permission of TekTone® Sound & Signal Mfg., Inc. The contents of these specification sheets are furnished for informational use only, are subject to change without notice, and should not be construed as a commitment by TekTone® Sound & Signal Mfg., Inc. TekTone® Sound & Signal Mfg., Inc. assumes no responsibility or liability for any errors or inaccuracies that may appear in this documentation.

TekTone, the TekTone logo, Tek-Call, Tek-Care, Tek-Check-In, Tek-Com, Tek-Digicare, Tek-Door, Tek-Entry III, Tek-Guard, Tek-Micro, Tek-Micro II, Tek-MMARS II, Tek-NIOS, Tek-NIOS II, Tek-Paging, Tek-Phone, Tek-Safe, Tek-Select II, Tek-Sentry, Tek-Sound, Tek-Status and Tek-View are either registered trademarks or trademarks of TekTone® Sound & Signal Mfg., Inc. in the United States and/or other countries. All other trademarks are the property of their respective owners.



PK124 Battery Charger Specification Sheet

IL818
Section E
Rev. 0 - 01/2004



PK124

FEATURES

The PK124 Battery Charger, when used in conjunction with two BA001—12 VDC batteries, provides continuous battery charging so that if power to system equipment is interrupted, standby operating power is provided for up to approximately 6 hours. (Time may vary depending on system size and usage.)

TekTone® systems supported by the PK124 include the Tek-CARE® NC110N, NC150N and NC200N Nurse Call Systems, the DS100 Door Sentry & Emergency Alarm System, and the CM800 Emergency Call System. The PK124 may also be used for battery backup on all TekTone® apartment entrance system amplifiers.

- Low voltage operation
- Reliable alternate power supply
- Integrated circuit design
- Easy installation

SPECIFICATIONS

Dimensions: Height: 9.5" (240 mm)
 Width: 2.375" (60 mm)
 Depth: 2.25" (57 mm)

Construction: Rugged extruded aluminum case housing, quality electronic components mounted on PCB

Power: 24 VAC, 30 VA provided by SS106 transformer

Connection: Screw terminals

Mounting: Surface

REQUIRED COMPONENTS

CM800 Emergency Call System
or
 DS100 Door Sentry & Emergency Alarm System
or
 Tek-CARE® NC110N, NC150N or NC200N Nurse Call System

ARCHITECTS' AND ENGINEERS' SPECIFICATION

The battery charger shall be TekTone® PK124 or approved equivalent, and shall be used in conjunction with two TekTone® BA001—12 VDC batteries, or approved equivalent. The PK124 shall provide continuous battery charging for approximately 6 hours for uninterrupted equipment operation during power failures.


Screw terminals shall be provided for connections. The PK124 Battery Charger shall be of rugged construction and modular integrated circuit design.

TekTone®'s quality system is registered by UL® to the ISO 9001:2000 standard. (File #A10766.)



**SS102A, SS105B, SS106 Transformers
 SS250 Transformer
 PO001 Electric Door Opener
 Specification Sheet**

**IL127
 Section A
 Rev. 9 - 07/2000**



SS102A



SS106

SS102A, SS106 TRANSFORMERS

TekTone®'s SS102A and SS106 Class 2 Transformers offer compact, easy-to-install low voltage AC power sources for use with various TekTone® intercom systems.

Both transformers are UL® Listed and will safely take themselves off line when overheated. The transformers are constructed for easy installation in a standard 1/2" knockout or for surface installations, and may be used in plastic or metal boxes.

Primary wire connections are made using the pre-stripped pigtails and ground wire; secondary connections are made using screw terminals.

SPECIFICATIONS

SS102A	120 VAC primary 16 VAC 10 VA secondary
SS106	120 VAC primary 8 VAC 20 VA 16/24 VAC 30 VA secondary



SS105B

SPECIFICATIONS

117-16 VAC 10 VA
 Plug-in type; UL® Listed

SS105B TRANSFORMER

TekTone®'s SS105B Class 2 Plug-In Transformer was designed for quick and easy installation in environments where pigtail-type transformers are impractical or unsightly. It is particularly suitable for use in office or home installations, or in areas where the transformer must be exposed. The plug-in installation saves time and money over standard transformer installation requiring hand wiring and long runs from hard-to-get-at areas. TekTone®'s unit installs quickly and easily to existing outlets and includes an extra long replacement screw for secure attachment to a faceplate.



SS250

SS250 TRANSFORMER

TekTone®'s SS250 Power Transformer provides a low-voltage power source for use with the Tek-VIEW Video Intercom System. The transformer provides holes for surface mounting and features enclosed connections. Primary wire connections are made using pigtailed; secondary connections are made using screw terminals.

SPECIFICATIONS

SS250 16 VAC 250 VA secondary
 (used in video intercom application)



PO001

DIMENSIONS

Faceplate: 1-1/4" x 5-7/8"
 (31.8mm x 149mm)
 Case width: 15/16" (24mm)
 Case depth: 1-7/16" (37mm)
 Latch: 1-3/8" opening (35mm)

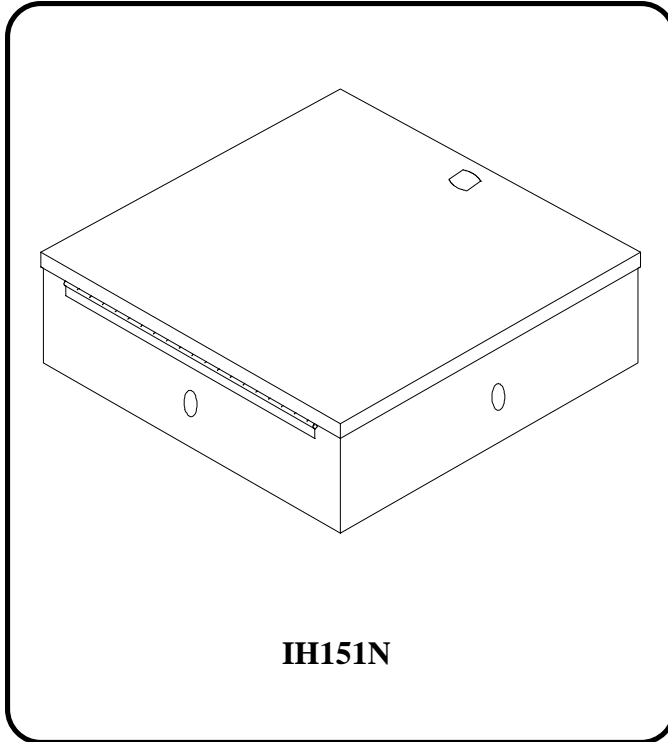
PO001 ELECTRIC DOOR OPENER

TekTone®'s PO001 Electric Door Opener is for use in unlocking and locking doors from a variety of TekTone® remote stations. The door opener can be installed in place of the door lock, or on a door jamb with various door lock sets. The PO001 is a normally locked type with heavy duty coils, and operates on 8-16 VAC or 3-6 VDC. The unit features a flat face with satin zinc finish and solid brass locking latch for long wear. Model PO001 is reversible for mortise-type locks and latches up to 1/2" width and throw and is ideal for most narrow jamb mortise-type installations. Depending on the specific job requirements, the PO001 can be reversed for right or left-hand door installation.



IH151N Housing Specification Sheet

IL646
Section E
Rev. 2 - 04/2002



ARCHITECTS' AND ENGINEERS' SPECIFICATION

Housing shall be TekTone® IH151N housing or approved equal. The IH151N housing shall be of steel construction for durability. It shall include a single-gang metal junction box to protect electrical connections.

Knockouts shall be provided on all sides except lid to facilitate easy connection of electrical conduit. The lid shall have a knockout for an optional key lock—TekTone® HW231 or equivalent.

All exposed surfaces shall be either stainless steel or painted to protect against oxidation. The outer enclosure shall be composed of 19-gauge cold-rolled steel.

FEATURES

The IH151N Housing is used as a central junction point for wiring in the Tek-DIGICARE® (NC205), Tek-CALL™ (NC110, NC150, NC200), and Tek-CARE® (CM800) systems.

Knockouts are included on all sides except lid to allow the connection of electrical conduit from any direction. In addition, the lid has a knockout which can be used to install an optional key lock—the TekTone® HW231 or equivalent. A single-gang electrical junction box is mounted inside the main enclosure to allow protected electrical connections to be made. The enclosed electrical junction box is galvanized steel with a stainless steel cover plate.

- Maintenance free
- Easy Installation
- 19-gauge steel construction
- Knockouts provided
- UL® 1069 Listed when constructed with PK151A Annunciator Power & Control Unit and SS106 Transformer

SPECIFICATIONS

Dimensions:	Height:	11.75" (300 mm)
	Width:	11.75" (300 mm)
	Depth:	3.75" (96 mm)
Construction:	19 gauge, cold-rolled steel	