

# Direct-View LED Traffic Controller

## TCL734R-130 Do Not Enter

### ILLUMINATION SOURCE

Super bright, wide viewing angle LED's  
 Also available in Green, Red, Blue, or Amber LED's  
 Messages "Blankout" when turned off eliminating confusion.  
 Long life; Up to 100,000+hours



### ELECTRICAL

Integrated solid state power supply  
 Low power requirements  
 120 VAC Standard; Optional Voltages 12 VDC, 24 VDC; and up to 277 VAC  
 DO NOT ENTER 0.08 Amps Maximum  
 UL / CUL Approved for Wet Location

### CONSTRUCTION

Cabinet - Slim Line single piece extruded aluminum housing  
 Back plate - 0.050" Aluminum with a 0.875" diameter knockout for electrical connections and four 0.375" knockouts for wall mounting.  
 Face Material - Impact resistant smoked polycarbonate

### FINISH

Cabinet - Standard Duranodic Bronze  
 Custom colors available upon request

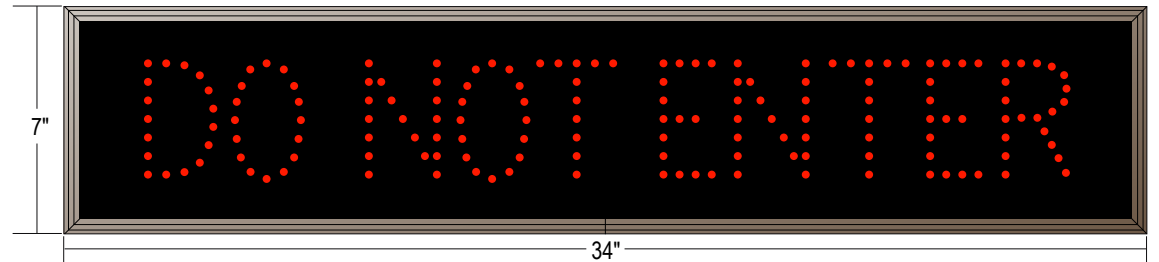
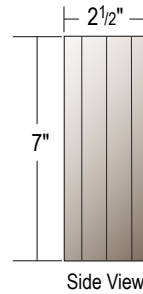
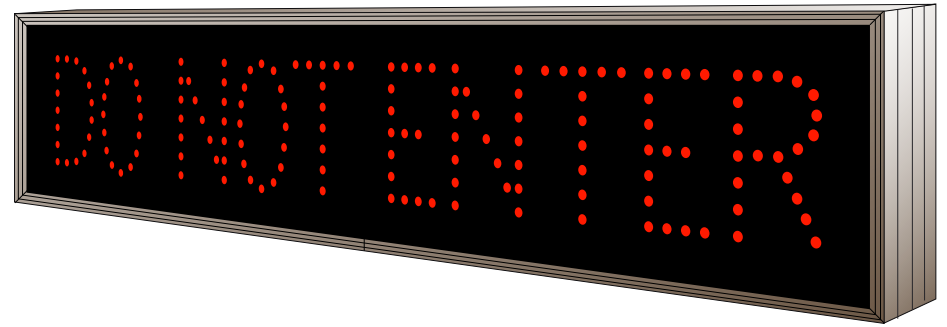
### INSTALLATION

Lift 'n Shift wall mounted back plate bolts to wall surface; unit hinges on back plate allowing easy electrical connection without holding sign. Back is secured to cabinet frame using two screws to complete installation.

### OPTIONS

- |   |   |
|---|---|
| <input type="checkbox"/> Ceiling Mount Bracket          | <input type="checkbox"/> Custom Paint _____ Pantone Color |
| <input type="checkbox"/> Projection Mount Bracket       | <input type="checkbox"/> RF Remote                        |
| <input type="checkbox"/> Dual Angle Mount Bracket       | <input type="checkbox"/> Flasher Unit                     |
| <input type="checkbox"/> Projection Double Post Mount   | <input type="checkbox"/> Photo Electric Sensor            |
| <input type="checkbox"/> Single Post Mount _____ Length | <input type="checkbox"/> Photo Dimming                    |
| <input type="checkbox"/> Double Post Mount _____ Length | <input type="checkbox"/> Piezo Buzzer                     |
| <input type="checkbox"/> Recessed Frame Mount           | <input type="checkbox"/> Flashing Beacon                  |
| <input type="checkbox"/> Base Plates _____ Qty          | <input type="checkbox"/> Switches _____ Gang _____ Qty    |
|   | Available in 1, 2, 3, 4, 5, 6, and 7 gang                 |

## Product View



### MODEL NUMBER

TCL734R-130

### CABINET DIMENSIONS

7" H x 34" L x 2.5" D

### CHARACTER HEIGHT

3.5 Inch

### MESSAGE

Do Not Enter

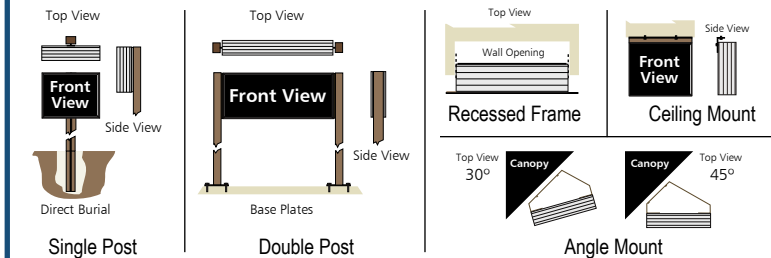
### MESSAGE COLOR

Red

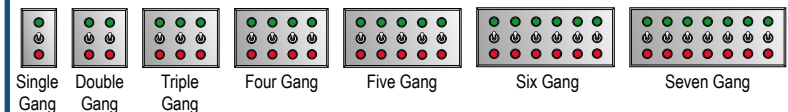
### LIGHT SOURCE

Direct-View LED

### Optional Mounting Methods



### Optional Switches and Switchplates



## SIGNAL TECHNOLOGIES INC.

4985 Pittsburgh Ave • Erie, PA 16509 www.signal-tech.com

Phone: 814-835-3000

Fax: 814-835-2300

THIS PRINT IS THE PROPERTY OF SIGNAL-TECHNOLOGIES INC. IT IS FURNISHED FOR A SPECIFIC PURPOSE. DO NOT REPRODUCE, COPY, OR USE FOR ANY PURPOSE OTHER THAN DESIGNATED WITHOUT WRITTEN PERMISSION FROM SIGNAL-TECHNOLOGIES INC.