

Direct-View LED Traffic Controller

TCL1026GR-220 Open / Full

ILLUMINATION SOURCE

Super bright, wide viewing angle LED's
 Also available in Green, Red, Blue, or Amber LED's
 Messages "Blankout" when turned off eliminating confusion.
 Long life; Up to 100,000+hours



ELECTRICAL

Integrated solid state power supply
 Low power requirements
 120 VAC Standard; Optional Voltages 12 VDC, 24 VDC; and up to 277 VAC
 OPEN 0.06 Amps Maximum; FULL 0.05 Amps Maximum
 UL / CUL Approved for Wet Location

CONSTRUCTION

Cabinet - Slim Line single piece extruded aluminum housing
 Back plate - 0.050" Aluminum with a 0.875" diameter knockout for electrical connections and four 0.375" knockouts for wall mounting.
 Face Material - Impact resistant smoked polycarbonate

FINISH

Cabinet - Standard Duranodic Bronze
 Custom colors available upon request


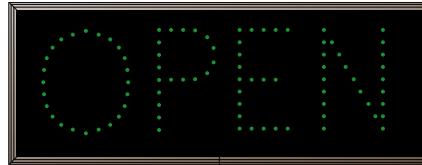
INSTALLATION

Lift 'n Shift wall mounted back plate bolts to wall surface; unit hinges on back plate allowing easy electrical connection without holding sign. Back is secured to cabinet frame using two screws to complete installation.

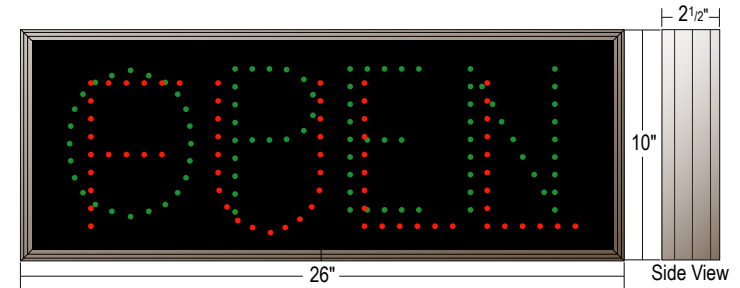
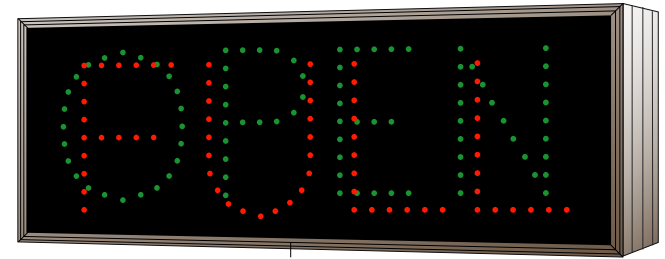
OPTIONS

- | | |
|---|---|
| <input type="checkbox"/> Ceiling Mount Bracket | <input type="checkbox"/> Custom Paint _____ Pantone Color |
| <input type="checkbox"/> Projection Mount Bracket | <input type="checkbox"/> RF Remote |
| <input type="checkbox"/> Dual Angle Mount Bracket | <input type="checkbox"/> Flasher Unit |
| <input type="checkbox"/> Projection Double Post Mount | <input type="checkbox"/> Photo Electric Sensor |
| <input type="checkbox"/> Single Post Mount _____ Length | <input type="checkbox"/> Photo Dimming |
| <input type="checkbox"/> Double Post Mount _____ Length | <input type="checkbox"/> Piezo Buzzer |
| <input type="checkbox"/> Recessed Frame Mount | <input type="checkbox"/> Flashing Beacon |
| <input type="checkbox"/> Base Plates _____ Qty | <input type="checkbox"/> Switches _____ Gang _____ Qty |
| | Available in 1, 2, 3, 4, 5, 6, and 7 gang |

Product View



Overlaid Messages Shown Separately
 For Illustration Purposes



MODEL NUMBER

TCL1026GR-220

CABINET DIMENSIONS

10" H x 26" L x 2.5" D

CHARACTER HEIGHT

6 Inch Each Message

MESSAGE

OPEN / FULL

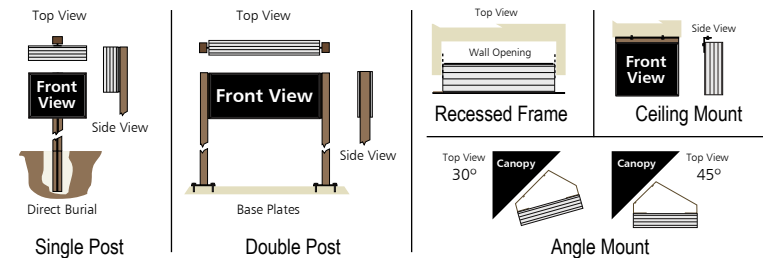
MESSAGE COLOR

Green / Red

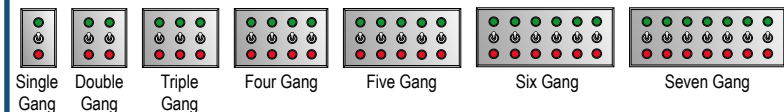
LIGHT SOURCE

Direct-View LED

Optional Mounting Methods



Optional Switches and Switchplates



SIGNAL TECHNOLOGIES INC.

4985 Pittsburgh Ave • Erie, PA 16509 www.signal-tech.com

Phone: 814-835-3000

Fax: 814-835-2300

THIS PRINT IS THE PROPERTY OF SIGNAL-TECHNOLOGIES INC. IT IS FURNISHED FOR A SPECIFIC PURPOSE. DO NOT REPRODUCE, COPY, OR USE FOR ANY PURPOSE OTHER THAN DESIGNATED WITHOUT WRITTEN PERMISSION FROM SIGNAL-TECHNOLOGIES INC.