



DH17i Industrial Door High-Mount Motion or Presence Detector

SENSORS & SWITCHES



Product Name

DH17i Industrial Door High-Mount Motion or Presence Detector

Manufacturer

MS SEDCO
8701 Castle Park Drive
Indianapolis, IN 46256
Phone: (800) 842-2545
(317) 842-2545
Fax: (800) 849-3387
(317) 849-3387
Email: custsvc@mssedco.com
www.mssedco.com

Product Description

BASIC USE
The DH17i is a 4-row motion or presence sensor designed for high mount industrial door applications between 10 feet (3m) and 20 feet (6m) high.

The DH17i is based on the most reliable active infrared technology available—Floor Reflection Method (FRM). With FRM up to 24 individual detection zones are precisely reflected off of the floor in a rectangular pattern for unparalleled performance.

The DH17i was designed to replace in-ground loop detectors by providing identical features in

an easy to install overhead mounted device. It can provide either motion or presence detection as far as 20 feet (6m) from the door thanks to a flexible housing that can adjust to a variety of applications. While the overall pattern size is determined by mounting height, the width and depth of the sensing pattern can be altered electronically. Other electronic adjustments such as 4 presence timer settings, 4 frequency settings and interior/exterior modes are available without the use of proprietary set-up devices.

Technical Data

- Floor Reflection Method (FRM) Active Infrared Technology
• 4 Presence Timer Settings Up To Infinity
• High Mount Applications Between 10 Ft. (3m) And 20 Ft. (6m)
• Up To 24 Detection Zones
• Electronic Pattern Adjustment
• 12 To 24V AC or DC Operation
• Replaces In-ground Loops
• Overhead Installation

SPECIFICATIONS

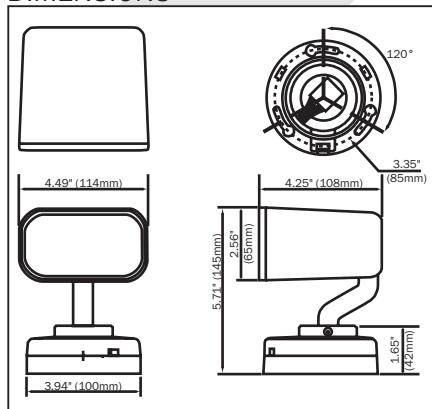
Table with 2 columns: Specification Name and Value. Includes Model (DH17i), Detection Method (FRM, Active Infrared), Installation Height (10 Feet (3m) to 20 Feet (6m)), Detection Area Adjustments (Pattern Width, Pattern Depth, Angle Adjustment).

Table with 2 columns: Specification Name and Value. Includes Detection Beams (6 Beams x 4 Rows = 24 Beams), Power Requirements (12V to 24V AC or DC ± 10%), Power Consumption (AC24V-2.8VA, AC12V-2.5VA, DC24V-75mA, DC12V-150mA), Output Contact (Form C Relay: DC30V 2A (Resistor Load)), Output Holding Time (Approx. 0.5 Seconds), Presence Timer (2 seconds, 60 seconds, 10 minutes or Infinite Programmable Via Dip Switch), Operation Indication (Indicator LED: Monitoring=ON, Detection=OFF, Function Self-Diagnostic=Flash ON and OFF, High Reflection Monitor LED: Normal=OFF, High Reflection=ON), Enclosure Rating (IP54 (IEC60529)), Temperature Range (-4°F to 131°F (-20°C to 55°C)), Weight (Approx. 0.75 lbs. (380g)), Cover Color (Cream), Accessories (Cable: 5 ft. (1.5m)).

## DH17i Industrial Door High-Mount Motion or Presence Detector

SENSORS &amp; SWITCHES

### DIMENSIONS



### APPLICABLE STANDARDS

Enclosure Rating IP54 (IEC60529)

### APPROVALS

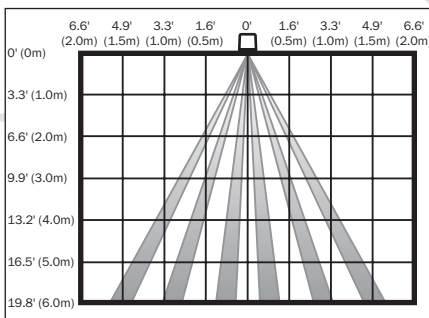
CE

### Installation

#### SETUP AND ADJUSTMENT

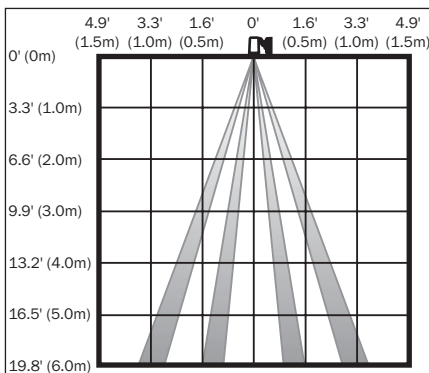
The DH17i installs easily. Simple amp connectors make wiring fast. A side lever allows pattern width to be adjusted from wide to narrow and the body of the sensor can be rotated to adjust pattern depth. The indicator LED is clearly visible with the cover on. An 8 position dip switch allows the installer to adjust the presence timer, pattern depth, frequency, monitoring modes.

### COVERAGE PATTERN



Wide Pattern @ Maximum  
10' (3m) Wide

Narrow Pattern & Maximum  
5' (1.5m) Wide



Wide Pattern @ Maximum  
6.6' (2m) Deep

Narrow Pattern @ Maximum  
6.6' (2m) Deep

(These detection patterns are approximate and will vary slightly. Walk-test the unit to assure the pattern desired.)

### Availability & Cost

#### AVAILABILITY

Available internationally from manufacturer's authorized distributors; contact MS SEDCO for the location of nearest distributor.

### COST

Cost information on MS SEDCO products is available from the manufacturer's authorized distributors.

### Warranty

A one year warranty is available from the manufacturer covering defects in materials and workmanship. Contact MS SEDCO for details.

### Maintenance

MS SEDCO recommends that all maintenance and adjustments be performed by a qualified technician.

### Technical Services

MS SEDCO's staff of factory trained sales and service personnel offer design assistance and technical support. Local distributors are also available to assist in selecting appropriate devices for specific uses and to provide onsite installation.

### Filing Systems

- Sweet's
- Additional product information is available from the manufacturer upon request.