





SENSORS & SWITCHES


216 Series Infrared "Touchless" Door Activator Switches



#216



#216-L



#216-N

Product Description

BASIC USE

The 216 Series touchless switches are active infrared devices designed to activate full and low energy automatic doors.

Their hands free operation makes them ideal for ADA applications. Other applications include clean-room access points, request-to-exit devices (3 amp contact) and point-of-purchase displays. The 216 is microprocessor controlled allowing for superior operation in a smaller unit.

The 216 Series faceplates are available in three sizes.

Technical Data

- ADA Compliant Hands-Free Operation
- Faceplates Available in 3 Sizes and Various Finishes
- Microprocessor-Controlled Active Infrared
- Automatic Self-Changing ID Coding Eliminates Possible Electrical Interference
- Adjustable Hold-Time (0-5.0 Sec.)
- Digital Circuit Design
- 12 to 24V AC or DC Operation
- Form C Relay Output
- Heavy Duty 3 Amp Contact
- Selectable Failsafe
- Multiple Operating Modes

SPECIFICATIONS

Detection Method

Amplitude modulated, coded carrier active infrared

Frequency Codes

Automatic self-changing

Avg. Radiated Power

Less than 18mW

Input Voltage

12V to 24V AC or DC, not polarity sensitive

Input Current

Approx. 18mA @ 18V AC

Relay Contacts

Form C rated at 3 amps @ 24V DC (resistive)

Relay Operation Modes

Normal or "fail-safe" (jumper selectable)

Response Time

Less than 0.3 seconds

Relay Hold Time

Adjustable from 0 to 5.0 sec.

Operating Distance

6 in. to 2.5 ft.

Unit Size

1 5/16"W x 4"H x 1 1/4"D

Mounting Options

Single-gang, 2-gang or door jamb mount

Coverplate Sizes

- Fits Single-gang Box 2 3/4"W x 4 1/2"H
- Fits Single-gang or 2-gang Box 4 1/2"W x 4 1/2"H
- Fits Door Jamb 1 11/16"W x 4 1/2"H

Coverplate Finish

Standard: Brushed Stainless Steel For Special Finishes Contact Factory

Temperature

-13°F to 140°F (-25°C to 60°C)

Recommended For Interior Use

Product Name

216 Series Infrared "Touchless" Door Activator Switches

Manufacturer

MS Sedco
8701 Castle Park Drive
Indianapolis, IN 46256
Phone: (800) 842-2545
(317) 842-2545
Fax: (800) 849-3387
(317) 849-3387

Email: custsvc@mssedco.com
www.mssedco.com

216 Series Infrared "Touchless" Door Activator Switches

APPLICABLE STANDARDS

American National Standards Institute (ANSI) - Building Hardware Manufacturers Association (BHMA) - ANSI/BHMA A156.10 and A156.19.

also available to assist in selecting appropriate devices for specific uses and to provide onsite installation

Filing Systems

- Sweet's
- Additional product information is available from the manufacturer upon request.

APPROVALS

FCC

Installation

Refer to MS Sedco Installation Instructions.

DIMENSIONS

Availability & Cost

AVAILABILITY

Available internationally from manufacturer's authorized distributors; contact MS Sedco for the location of the nearest distributor.

COST

Cost information on MS Sedco products is available from the manufacturer's authorized distributors.

Warranty

A one year warranty is available from the manufacturer covering defects in materials and workmanship. Contact MS Sedco for details.

Maintenance

MS Sedco recommends that all maintenance and adjustments be performed by an AAADM Certified Technician.

Technical Services

MS Sedco's staff of factory trained sales and service personnel offer design assistance and technical support. Local distributors are

